



District Report Card: 2017


State: Rajasthan	District: Jaipur
Class: 8	Subject: Language
Schools: 51	Students: 1205


Participation/Coverage


Students

<div>GENDER</div> <div></div>	Boys		Girls	
	Number	%	Number	%
	480	39.83	725	60.17

<div>AREA</div> <div></div>	Rural		Urban	
	Number	%	Number	%
	1018	84.48	187	15.52

<div>CATEGORY</div> <div></div>	SC		ST		OBC		GEN	
	Number	%	Number	%	Number	%	Number	%
	307	25.48	137	11.37	593	49.21	168	13.94

<div>CWSN</div> <div></div>	LD	VI	HI	S&LD	ID	Oth
	4	3	0	0	0	6

<div>Management</div> <div></div>	Government		Government-aided	
	Number	%	Number	%
	1205	100.00	0	0.00

Average Performance of Students in Language (%)

Overall	Gender		Area		Management		Social Group			
	Male	Female	Rural	Urban	Govt.	Aided	SC	ST	OBC	GEN
70.47	67.39	72.51	69.73	74.47	70.47	0.00	65.17	72.51	72.30	72.02

Performance on Learning Outcomes (LOs)

Learning Outcomes	Description	Average Performance(%)
L813	Read textual/non-textual materials with comprehension and identifies the details, characters, main idea and sequence of ideas and events while reading	70.47

Range of Performance of Students who Answered Correctly							
Below 30%		30% - 50%		50% - 75%		Above 75%	
Number	%	Number	%	Number	%	Number	%
66	5.48	161	13.36	424	35.19	554	45.98

Lowest Performing Learning Outcomes (LOs)

1 - Read textual/non-textual materials with comprehension and identifies the details, characters, main idea and sequence of ideas and events while reading (70.47)